

Integration of Electric Aircraft in New Zealand: A Power Systems Study

BY GIACOMO LAMPLOUGH

1

Sensitivity: General

Bio

- Giacomo Lamplough
- Power Systems Engineer at Beca
- University of Auckland (UoA)
- Interested in integration of new technologies and power infrastructure design



2

2

Sensitivity: General

Acknowledgements



3

3

Agenda

Context

- Recent announcements
- Electric aviation in NZ
- More Electric Aircraft (MEA)

Scope

Modelling/Simulation

- Aircraft Design
- Charging infrastructure

Conclusion

Questions (5-10 mins)

4

4

Sensitivity: General

Next Generation Aircraft

Recent announcement

- Air New Zealand's Memorandum of Understanding (MoU) with Airbus
 - Research hydrogen-based aircraft

Energy technology options

- Battery electric
- Hydrogen fuel cell

Context for the wider, next generation aircraft project

- This presentation focuses on charging requirements



Figure 1 – Air New Zealand and Airbus to research future of hydrogen-powered aircraft in Aotearoa [1]

5

5

Sensitivity: General

Electric Aviation in NZ

- Carbon emissions contribution from the airline industry is an issue

New Zealand is well placed to exploit advances in Electric Aviation

- Scale of its existing regional operations
- Renewable electricity supply

- Trends towards electrification of Aircraft

- **Unknown effect on New Zealand's power grid**

- Infrastructure requirements

- Power Grid
- Airports



Figure 2 – Alpha Electro - Single engine light sport aircraft for flight training [2]



Figure 3 – ES-19 aircraft (Swedish Company Heart Aerospace) - Sounds Air to fly Electric Aircraft in NZ by 2026 [3]



Figure 4 - New Zealand's first electric aircraft launched at Christchurch airport [4]

6

6

Sensitivity: General

More Electric Aircraft (MEA)

MEA - utilisation of electrical power to drive non-propulsive aircraft systems [6]

Recent advancements in technology has allowed **electrification of many systems**

- Elimination of traditional pneumatic systems [7]

Electrification of loads provide [8]:

- Lower maintenance
- Lower weight/volume
- **Higher efficiency**
 - **Less carbon emitted**

MEA provided incremental steps

- Introducing concept of All-Electric Aircraft



Figure 5 - Air New Zealand's Boeing 787-9 [5]

7

7

Sensitivity: General

All-Electric Aircraft Design

eVTOL

- Electric Vertical Takeoff and Landing (eVTOL)
- **Auckland CBD to Auckland Airport**
- Unmanned
- Low capacity
- Short range
- There are hundreds of companies pursuing eVTOL



Figure 6 - Lilium Jet (7-seater) intention to be certified by 2024 [9]



Figure 7 - Volocopter (2-seater) first manned flight [10]



Figure 8 - Joby Aviation S4 [11]

8

8

Sensitivity: General

All-Electric Aircraft Design

eVTOL

- Electric Vertical Takeoff and Landing (eVTOL)
- **Auckland CBD to Auckland Airport**
- Unmanned
- Low capacity
- Short range
- Hundreds of companies pursuing eVTOL



Figure 6 – Lillium Jet (7-seater) intention to be certified by 2024 [9]

Conventional Aircraft Design

- Regional aircraft
- Longer range
- Higher capacity
- **Auckland to Tauranga**



Figure 9 – Heart Aerospace All-Electric Regional Aircraft (19-seats) [12]



Figure 7 – Volocopter (2-seater) first manned flight [10]



Figure 8 – Joby Aviation S4 (2-seater) [11]



Figure 10 – Eviation Alice (9-seats) [13]

9

9

Sensitivity: General

Scope

All Electric Aircraft (AEA)
(19-seater)

Hybrid Electric Aircraft (HEA)
(26-seater)



Figure 11 – NZ's Domestic Air Travel Network [14]

By 2030

10

10

Sensitivity: General

Reference Aircraft

- Design Reference: Bombardier Q300 (50-seats)
- Operational Reference: Beechcraft 1900D (19-seats)
- Turnaround Time: 30 minutes



Figure 12 – Bombardier Q300 (50-seats) basis for AEA and HEA design [15]



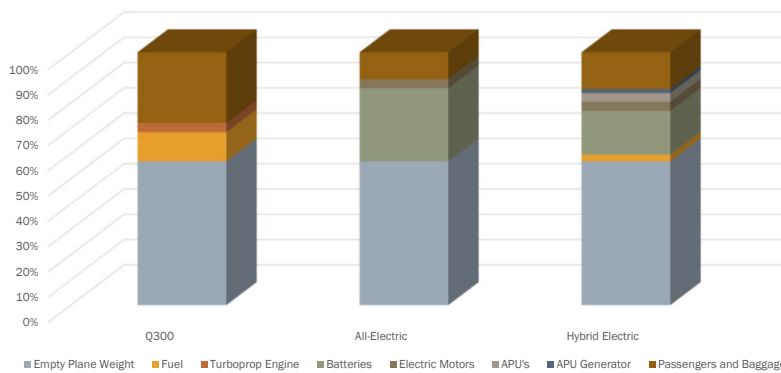
Figure 13 – Beechcraft 1900D (19-seats) basis for AEA and HEA network design [16]

11

11

Sensitivity: General

Weight Distribution of Q300, AEA and HEA



Outcomes

- Required battery energy density
- 687 Wh/kg
- Hybrid electric allows increased passenger capacity

Figure 14 – All Electric Aircraft Weight Distribution

12

12

Sensitivity: General

All Electric and Hybrid Electric Parameters

Table 1 - All Electric and Hybrid Electric Aircraft Parameter Comparison

Parameter	AEA	HEA
Max Range (km)	527	527
Max Range with 50% of Battery (km)	245	245
Passenger Count	19	26
Battery Capacity (kWh)	3883	2258
Battery Energy Density (Wh/kg)	687	687
Motor Count	14	14
APU Count	0	2
APU Generator Count	0	2

13

13

Sensitivity: General

Maximum HEA and AEA Range



Figure 15 - Range parameters of AEA and HEA

- Total power consumption per phase of flight simulated in MATLAB/Simulink
- Conservative reserve capacity assumed

14

14

Sensitivity: General

Charging Requirements

Operational restrictions

- Turnaround time < 30 minutes
- Must charge aircraft battery from 50% to 100% in 30 minutes
 - B_{ESS} = Size of Battery (kWh)
 - T_{bc_max} = Maximum charging duration

$$P_{charger} (kW) = \frac{50\% \text{ of } B_{ESS}}{T_{bc_max}}$$

Equation 1 - Charge Point Rating Equation

Table 2 - Required Charge Point Rating AEA and HEA

Network Type	Charge Point Rating (MW)
AEA	3.9
HEA	2.3

15

15

Sensitivity: General

Network Summary

- Match Air New Zealand's FY19 capacity
- HEA design achieves the **same capacity** as the AEA network with fewer aircraft

Table 3 - AEA Network Summary

Route	Pax	Daily Route Frequency	Required Aircraft
AKL -> KKE	19	10	2
AKL -> NPL	19	25	4
AKL -> ROT	19	10	2
AKL -> TRG	19	25	4
AKL -> TUO	19	10	2
Total	-	-	14

Table 4 - HEA Network Summary

Route	Pax	Daily Route Frequency	Required Aircraft
AKL -> KKE	26	7	1
AKL -> NPL	26	18	3
AKL -> ROT	26	7	1
AKL -> TRG	26	18	3
AKL -> TUO	26	7	1
Total	-	-	9

16

16

Sensitivity: General

Auckland Airport Charging Load

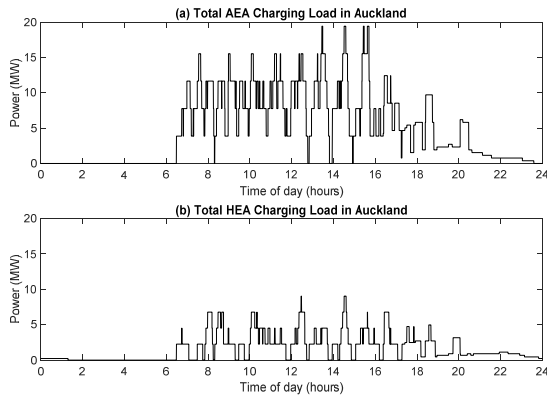


Figure 16 – Total charging load Auckland Airport

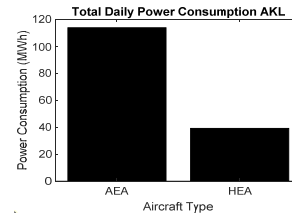


Figure 17 – Total battery power consumption

- Power systems considerations
 - Grid stability
 - Line capacity
- Total power consumption of HEA network is **35%** that of AEA
 - Less aircraft required
 - Lower charge point rating
 - Power is offset using alternative fuel source

17

17

Sensitivity: General

Smart Charging Station

- DC microgrid allows:
 - Reduced stress on power grid during times of peak demand
 - Incorporation of **renewable energy**
 - Integration with traditional power system networks
 - Reliable
 - Economical

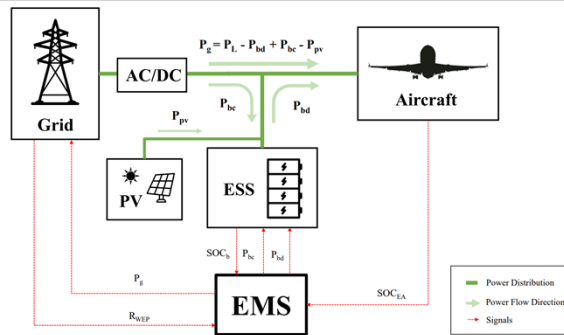


Figure 18 – Smart Charging Station Charging Station adapted from [7]

18

18

Operation of AEA Smart Charging Station

$R(t)$ = Wholesale Electricity Price (WEP)

SMA = Simple Moving Average

UB = Upper Bound

LB = Lower Bound

*HEA charging station operates identically

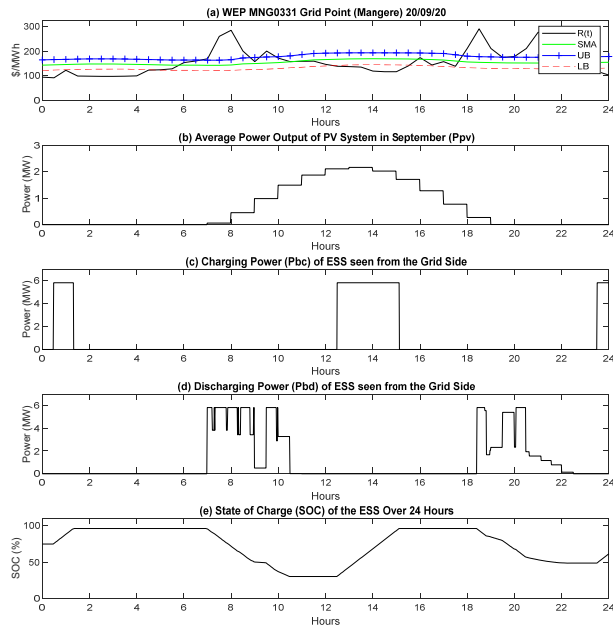


Figure 19 - Smart Charging Station Operation

19

Sensitivity: General

Performance of Smart Charging Station

Morning peak in grid demand (Load Shifting Achieved)

ESS discharging to grid when PL = 0 and preserve cycle

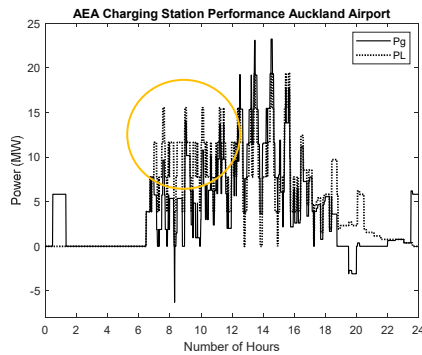


Figure 20 - AEA Charging Station Performance

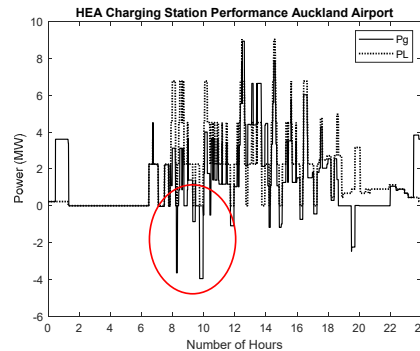


Figure 21 - HEA Charging Station Performance

20

20

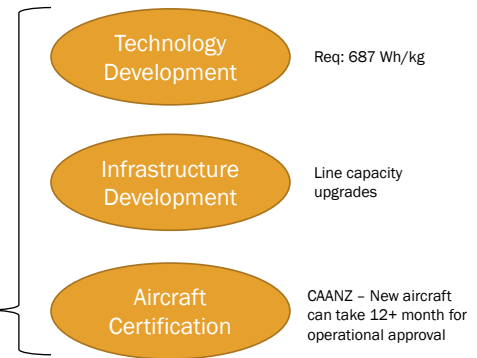
Sensitivity: General

Conclusion

Key Criteria when evaluating AEA and HEA

- Passenger capacity
- Maintenance
- Charge point rating
 - Power infrastructure considerations
 - Grid stability vs Line capacity
 - Doubling of current capacity for AEA
 - Significant investment required
 - Carbon emissions
 - Green hydrogen?

Timeline depends on:



21

21

Sensitivity: General

Questions?

22

22

Sensitivity: General

Questions?

What technological readiness level are these aircraft types at?

How did you simulate/model the aircraft?

How did you design the aircraft network?

Why would you choose increase passenger count over range?

When will we actually see electric aircraft in NZ?

How do the Smart Charging stations work?

Green hydrogen...?

23

23

Sensitivity: General

References

- [1] <https://australianaviation.com.au/2021/09/air-new-zealand-airbus-pen-deal-to-research-hydrogen-based-aircraft/>, and <https://www.airnewzealand.com/press-release-2021-airnz-and-airbus-to-research-future-of-hydrogen-powered-aircraft>
- [2] Alpha Electro, Pipstrel. Available at: <https://www.pipstrel-aircraft.com/aircraft/electric-flight/alpha-electro/#tab-id-5>
- [3] <https://www.electricalair.nz/>
- [4] <https://www.stuff.co.nz/business/industries/125663239/electric-passenger-aircraft-on-the-horizon-for-regional-routes-aviation-industry-says>
- [5] <https://www.stuff.co.nz/business/industries/115983387/dreamliner-grounding-could-drag-on-for-air-new-zealand-as-roll-over-announces-delay>
- [6] Y. Liu, J. Deng, C. Liu and S. Li, "Energy optimization analysis of the more electric aircraft", IOP Conf. Series: Earth and Environmental Sciences 2018
- [7] https://www.researchgate.net/publication/334434413_Energy_optimization_analysis_of_the_more_electric_aircraft
- [8] A. Arabul, E. Kurt, F. Arabul, I. Senol and M. Schrotter, "Perspectives and Development of Electrical Systems in More Electric Aircraft", 2021
- [9] <https://robreport.com/motors/aviation/electric-jet-connecting-florida-1234605181/>
- [10] <https://www.electrive.com/2019/10/22/volocopter-completes-first-manned-test-flight/>
- [11] <https://www.jobyaviation.com/>
- [12] <https://www.flightglobal.com/airframes/awedens-heart-aerospace-presents-all-electric-regional-aircraft/140307-article>
- [13] <https://www.eviation.co/>

24

24

Sensitivity: General

References

- [14] New Zealand Domestic Air Travel Network. Available at: <https://www.airnewzealand.co.uk/flights-within-new-zealand>
- [15] Bombardier Q300. Available at: <https://www.airnewzealand.co.nz/seat-map-bombardier-q300>
- [16] <https://www.flickr.com/photos/106052657@N08/13865098314>
- [17] Supply and Demand Image. Available at: <https://www.vectorstock.com/royalty-free-vector/demand-and-supply-balance-on-scale-set-vector-25673404>
- [18] K. Chaudhari, A. Ukil, K. N. Kumar, U. Manandhar and S. K. Kollimalla, "Hybrid Optimization for Economic Deployment of ESS in PV-Integrated EV Charging Stations," in IEEE Transactions on Industrial Informatics, vol. 14, no. 1, pp. 106-116, Jan. 2018, doi: 10.1109/TII.2017.2713481.
- [19] Localised Cost of Electricity. Available at: <https://www.mbie.govt.nz/assets/Uploads/utility-scale-solar-forecast-in-aotearoa-new-zealand-v3.pdf>

25

25

Sensitivity: General

Future Work

- Hydrogen fuel cell powertrain (aircraft)
- Total Cost of Ownership of Charging Stations
- In Depth System Architecture Modelling of AEA and HEA
- MW Rated Fast Charger
- Battery Thermal Management
- Aircraft Maintenance
- Hybrid Electric Power Consumption

26

26

Sensitivity: General

Appendix

27

27

Sensitivity: General

MATLAB/Simulink Simulation

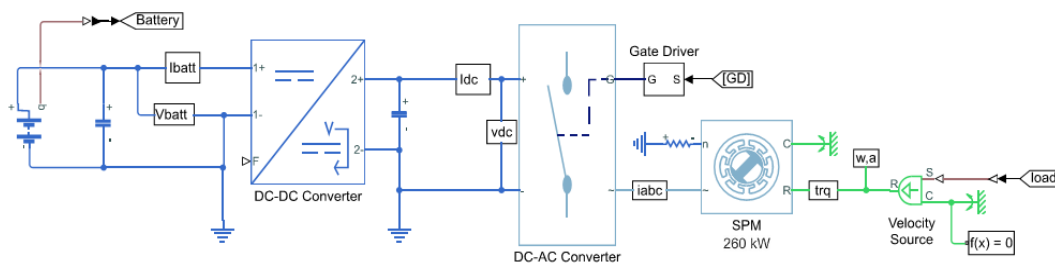


Figure A - All Electric Aircraft Simulink Power Train Model

28

28

Sensitivity: General

Battery Power Comparison

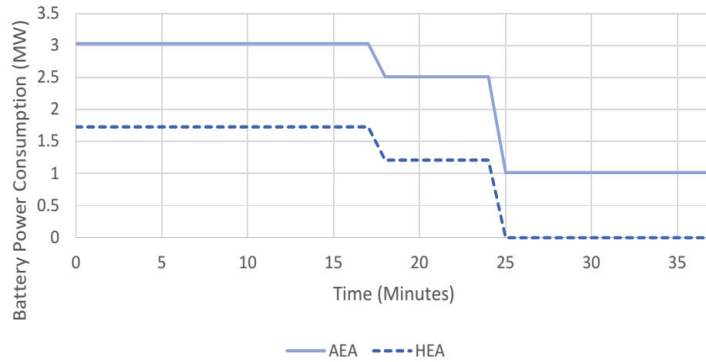


Figure B - All Electric and Hybrid Electric Aircraft Battery Power Consumption

29

29

Sensitivity: General

Aircraft Network Simulation

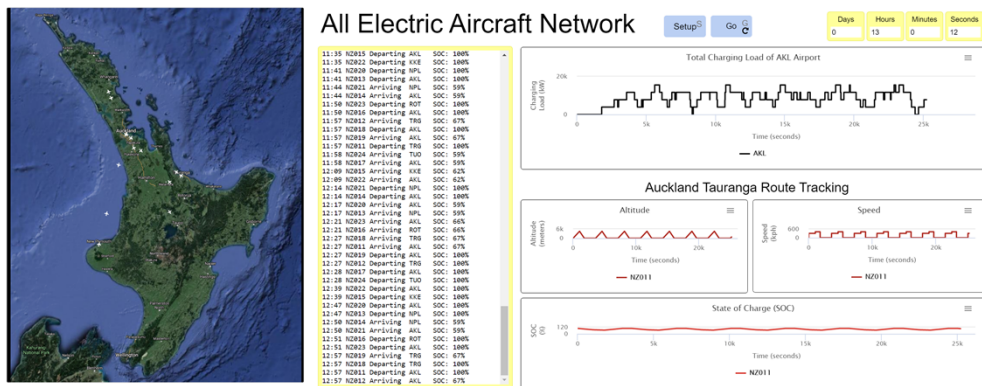


Figure C - Network design based of Air NZ FY19 flight frequencies to measure power consumption in NetLogo

30

30